

12V 75AH RELION LITHIUM BATTERY

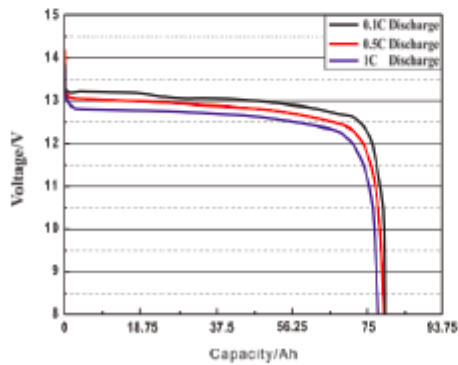


CYCLE LIFE

CAPACITY AT DIFFERENT CYCLES AT 100% DOD

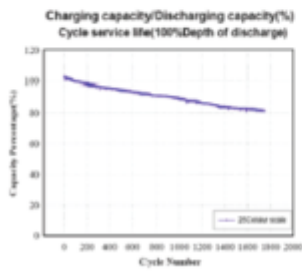
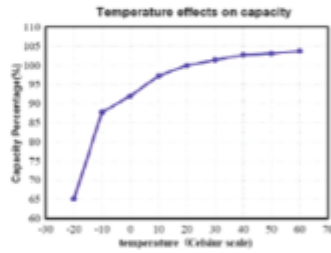

100 cycles	99.7
500 cycles	96.3
1000 cycles	90.8
1500 cycles	85.4
2000 cycles	80.1

12V 75AH LITHIUM ION BATTERY



- Amp Hours: 75AH
- Voltage: 12.8V Nominal
- Peak Amps: 750
- Life Expectancy: 3000-5000 Cycles
- Weight (Battery Only): 26lbs / 11.34kg
- Efficiency: 99%
- Minutes at 20A: 225
- Max Continuous Charge: 1C = 75A
- Max Continuous Discharge: 1C = 75A
- Operating Temperature: -4 + 158 F / -20 + 70 C
- Auto Low Voltage Cutoff: 8V - 10V
- Auto Over Voltage Cutoff: 15.8V
- Charge Voltage: CC/CV 14.6V / Float 13.8V
- Max Series Connection: 4
- Max Parallel Connection: 4
- Cell Type: Cylindrical LFP04

WWW.RELIONBATTERY.COM | 844.385.9840



12V 80AH RELION LITHIUM BATTERY

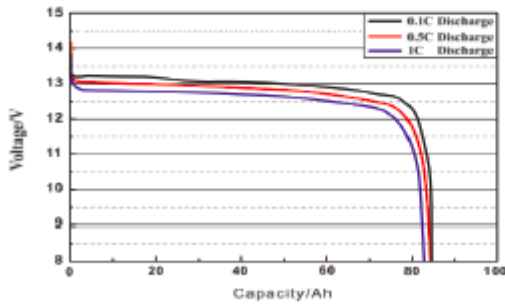


CYCLE LIFE

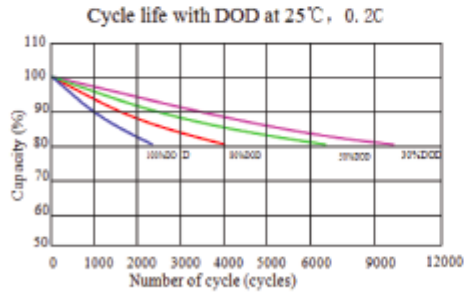
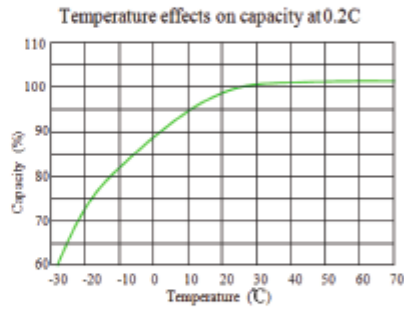
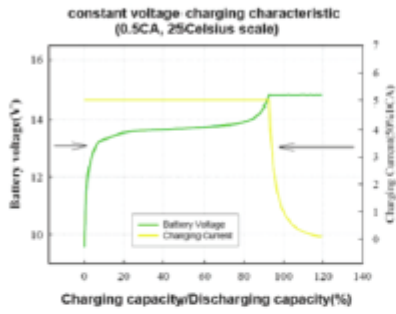
CAPACITY AT DIFFERENT CYCLES (%)

100 cycles	99.7
500 cycles	96.3
1000 cycles	90.8
1500 cycles	85.4
2000 cycles	80.1

12V 80AH LITHIUM ION BATTERY



- Amp Hours:** 80AH
- Voltage:** 12.8V Nominal
- Peak Amps:** 800
- Life Expectancy:** 3000-5000 Cycles
- LiFePO4 - Safe Battery**
- Weight:** 25lbs. / 11.34kg
- Efficiency:** 99%
- Minibus at 20A:** 240
- Memory:** None
- Max Continuous Charge:** 1C = 80A
- Max Continuous Discharge:** 100A
- Operating Temperature:** -4 + 158 F / -20 + 70 C
- Auto Low Voltage Cutoff:** 8V - 10V
- Auto Over Voltage Cutoff:** 15.8V
- Charge Voltage:** CC/CV 14.6V / Float 13.8V
- Capacity at different cycles at 100% DOD**



12V 100AH RELION LITHIUM BATTERY

RELION™

12V 100AH LITHIUM ION BATTERY



6.77 in.
172 mm

12.95 in.
329 mm

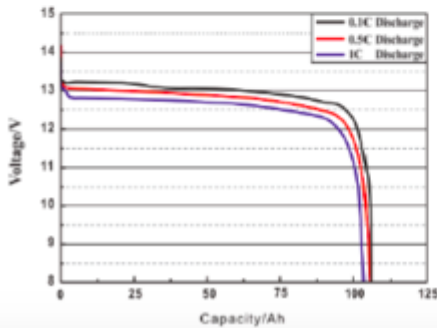
8.5 in.
216 mm

CYCLE LIFE

CAPACITY AT DIFFERENT CYCLES AT 100% DOD

100 cycles	99.7
500 cycles	96.3
1000 cycles	90.8
1500 cycles	85.4
2000 cycles	80.1

12V 100AH LITHIUM ION BATTERY



Amp Hours: 100AH
Voltage: 12.8V Nominal
Peak Amps: 1000
Life Expectancy: 3000-5000 Cycles
Weight (Battery Only): 32lbs / 14.51kg
Efficiency: 99%
Minutes at 20A: 240
Max Continuous Charge: 1C = 100A
Max Continuous Discharge: 1C = 100A
Operating Temperature: -4 + 158 F / -20 + 70 C
Auto Low Voltage Cutoff: 8V - 10V
Auto Over Voltage Cutoff: 15.8V
Charge Voltage: CC/CV 14.6V / Float 13.8V
Max Series Connection: 4
Max Parallel Connection: 4
Cell Type: Cylindrical LFP04

12V 200AH RELION LITHIUM BATTERY

12V 260AH RELION LITHIUM BATTERY